



Aluminum Alloy Monitor Lift 220V Hidden LCD Screen Intelligent Conference Table

Our Product Introduction

for more products please visit us on monitor-lift.com

Basic Information

- Place of Origin: China
- Brand Name: JUNNAN
- Certification: CCC, CE, ROHS, ISO
- Model Number: JN-23.8-TB
- Minimum Order Quantity: 1
- Price: US\$ 380
- Packaging Details: 740CM*140CM*715CM
- Delivery Time: 7-20
- Payment Terms: L/C, D/A, D/P, T/T, Western Union, MoneyGram
- Supply Ability: 1-19 ≥20Communicative



Product Specification

- Product Name: Verborgen Bureau Monitor Lift
- Suitable For: Conference Room
- Item: LCD Flip Up Mechanism With Pop Up Microphone
- Style: Luxury
- Material: Aluminum Alloy
- Keyword: Lifting Monitor
- Application: Meeting Room Conference Room
- Brand: JUNNAN
- Function: Audio And Media, Presentation, Audio And Video, Lift Monitor, Other
- Power Supply: 220V
- Highlight: monitor lift 220v, aluminum alloy monitor lift, lcd screen intelligent conference table



More Images



Product Description

Intelligent conference table lifting monitor hidden LCD screen

Asynchronous lifting and lowering is usually realized through intelligent control systems, where the user can control the lifting and lowering of the LCD screen and the microphone respectively through the control panel, remote control or central control system. For example, during a meeting or presentation, the user may wish to raise the LCD screen to desktop height for the audience to view, while keeping the microphone in a lower position for the speaker. In this case, the asynchronous lift function can meet this need, ensuring that the LCD screen and microphone are in the most suitable position for each.

Our Advantages

High production efficiency, the factory adopts assembly line operation, mechanized production

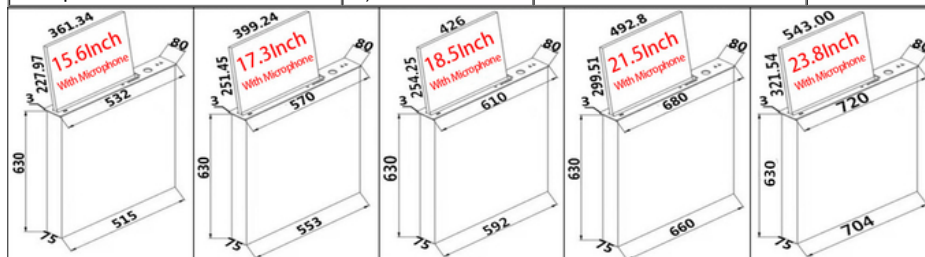
The company has strong technical force, advanced production equipment and a group of professional and experienced staff. And our junnan equipment has a variety of certificates certification such as CCC, CE certificate, ROHS, ISO certification, the product is safe and high quality, with export qualification, is a direct factory with favorable price, has its own factory and has been operating for many years.

We strictly implement the quality management system to ensure the quality of products and services in line with international standards of customer demand, to provide customers with reliable products and services to ensure that

We have established a sound after-sales service system, can respond to customer needs in a timely manner, to provide customers with comprehensive after-sales service and technical support, to maintain the interests of the customer and the user experience

JUNNAN Desktop Lifting Display exterior dimensions

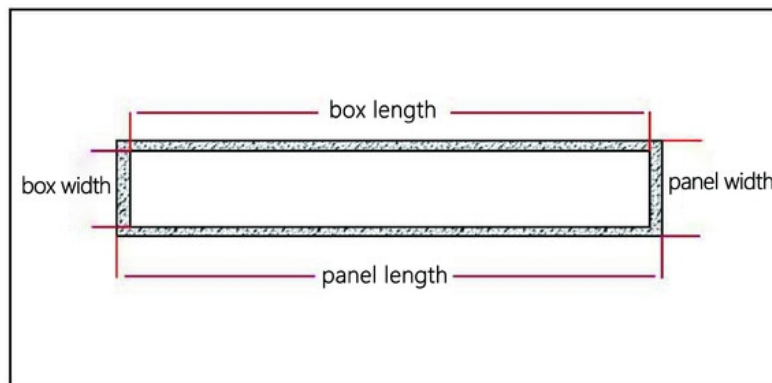
Model Numbe	Panel Size	Enclosure Size	(Note)Furniture Opening Reference Size
15.6-inch Desktop Lifting Display	426(L)*80(W)*3(Thick)MM	411(L)*75(W)*570(Thick)MM	Panel:427(L)*81(W)*3(H)MM Case:413(L)*77(W)*570(H)MM
17.3-inch Desktop Lifting Display	470(L)*80(W)*3(Thick)MM	449(L)*75(W)*570(Thick)MM	Panel:471(L)*81(W)*3(H)MM Case:451(L)*77(W)*570(H)MM
18.5-inch Desktop Lifting Display	492(L)*80(W)*3(Thick)MM	476(L)*75(W)*570(Thick)MM	Panel:493(L)*81(W)*3(H)MM Case:478(L)*77(W)*570(H)MM
21.5-inch Desktop Lifting Display	560(L)*80(W)*3(Thick)MM	544(L)*75(W)*630(Thick)MM	Panel:561(L)*81(W)*3(H)MM Case:562(L)*77(W)*630(H)MM
23.8-inchDesktop Lifting Display	610(L)*80(W)*3(Thick)MM	594(L)*75(W)*630(Thick)MM	Panel:611(L)*81(W)*3(H)MM Case:596(L)*77(W)*630(H)MM
15.6 " Desktop Lifting Display with Microphone	532(L)*80(W)*3(Thick)MM	515(L)*75(W)*630(Thick)MM	Panel:533(L)*81(W)*3(H)MM Case:517(L)*77(W)*630(H)MM
17.3" Desktop Lifting Display with Microphone	570(L)*80(W)*3(Thick)MM	553(L)*75(W)*630(Thick)MM	Panel:571(L)*81(W)*3(H)MM Case:555(L)*77(W)*630(H)MM
18.5" Desktop Lifting Display with Microphone	610(L)*80(W)*3(Thick)MM	592(L)*75(W)*630(Thick)MM	Panel:611(L)*81(W)*3(H)MM Case:594(L)*77(W)*630(H)MM
21.5" Desktop Lifting Display with Microphone	680(L)*80(W)*3(Thick)MM	600(L)*75(W)*630(Thick)MM	Panel:681(L)*81(W)*3(H)MM Case:662(L)*77(W)*630(H)MM
23.8" Desktop Lifting Display with Microphone	720(L)*80(W)*3(Thick)MM	704(L)*75(W)*630(Thick)MM	Panel:721(L)*81(W)*3(H)MM Case:706(L)*77(W)*630(H)MM






Installation steps

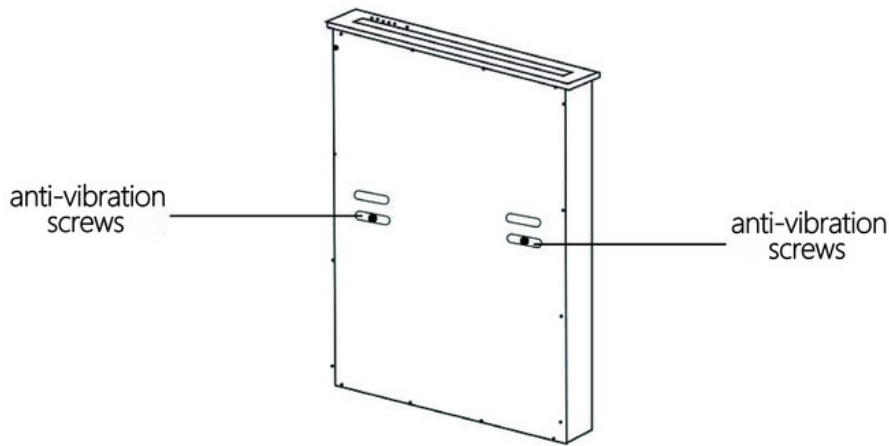
(1) Determine the installation position of the desktop first, according to the Monitor lift of the elevator chassis in the desktop to open the corresponding hole




(2) Then countersink the lifter panel accordingly to the size of the lifter panel



(3) Be sure to remove the anti-vibration screws before turning on the power.



(4) Put the lifter inside the open hole, and then connect the power to lift 1-3 times to ensure normal operation. Will be connected to the line on / off HDMI, data transmission, VGA input / output power cord) as follows



(5) installation is complete (Note: the possibility that the Desktop Lifting Display can not move: ① battery socket is not plugged in; ② through the controller is powered, you can press the panel button test)

FAQ:

If you meet the product you like, contact us as soon as possible.

Any small request, we will try to meet, you can tell me your request, like style, logo, color, size and any other requirements, then I will make a design sketch as your requirements and accurate the price for you reference.

1. How many days you need to install the equipment?

Re: The installation time depends on the type and quantity of equipment. The fastest is 1 day, and the longest is three or four days;

2. Can I transfer the money to you then you pay to other supplier?

Re: No problem, I can do it for you;

3. How long it takes you to provide the designing options for us?

Re: 1-2 days

4. How do you pack the equipment?

Re: We have strict packaging for equipment with screens. We first fix the equipment with thick foam, then pack it in cartons, and then use wooden frames or wooden pallets for safe transportation.

5. How far is your factory from the airport?

Re: About 10KM

JUNNAN Guangzhou Junnan Audiovisual Technology Co., Ltd.

+8613502417225

junnan09@gzgoge.com

monitor-lift.com

Guangzhou Baiyun District Renhe Town Fenghe Village Fenghe West Road No. 43 second building Junnan Audio-visual