




Desktop Ultra Thin LCD Screen Lifter Paperless Conference System

Our Product Introduction

for more products please visit us on monitor-lift.com

Basic Information

- Place of Origin: China
- Brand Name: JUNNAN
- Certification: CCC, CE, ROHS, ISO
- Model Number: JN-21.3-TB
- Minimum Order Quantity: 1
- Price: US\$ 380
- Packaging Details: 740CM*140CM*715CM
- Delivery Time: 7-20
- Payment Terms: L/C, D/A, D/P, T/T, Western Union, MoneyGram
- Supply Ability: 1-19 ≥20Communicative



Product Specification

- Product Name: Verborgen Bureau Monitor Lift
- Suitable For: Conference Room
- Item: LCD Flip Up Mechanism With Pop Up Microphone
- Style: Luxury
- Material: Aluminum Alloy
- Keyword: Lifting Monitor
- Application: Meeting Room Conference Room
- Brand: JUNNAN
- Color: Brushed Black, brushed Silver
- Highlight: desktop paperless conference system, desktop computerized conference system, lcd paperless conference system



More Images



Product Description

LCD screen lifter paperless conference system audio and video total solution

The asynchronous lift function of the LCD lifter with microphone means that the LCD screen and microphone can be lifted and lowered independently, i.e., the lifting and lowering actions of both are not synchronized. This design provides greater flexibility and convenience, allowing the user to control the lift of the LCD screen or microphone individually according to actual needs.

Our Advantages

The products are not only powerful and high-quality, but also reasonably priced, which can make consumers feel the value for money.

We have a team of highly qualified, specialized staff with extensive industry experience and professional support to provide quality services and solutions to our clients.

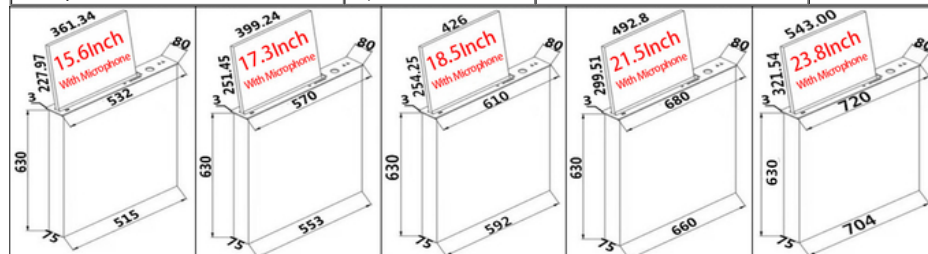
And our junnan equipment has a variety of certificates certification such as CCC, CE certificate, ROHS, ISO certification, the product is safe and high quality, with export qualification, is a direct factory with favorable price, has its own factory and has been operating for many years.

The company has strong technical force, advanced production equipment and a group of professional and experienced staff.

The company has advanced production lines, the factory covers an area of 5,000 square meters, building area of 3,000 square meters

JUNNAN Desktop Lifting Display exterior dimensions

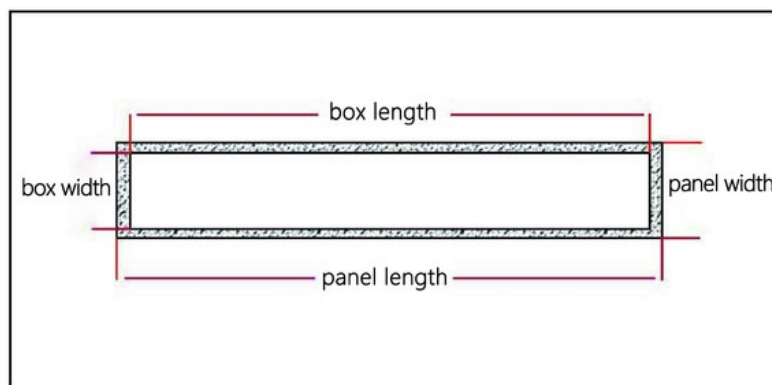
Model Numbe	Panel Size	Enclosure Size	(Note)Furniture Opening Reference Size
15.6-inch Desktop Lifting Display	426(L)*80(W)*3(Thick)MM	411(L)*75(W)*570(Thick)MM	Panel:427(L)*81(W)*3(H)MM Case:413(L)*77(W)*570(H)MM
17.3-inch Desktop Lifting Display	470(L)*80(W)*3(Thick)MM	449(L)*75(W)*570(Thick)MM	Panel:471(L)*81(W)*3(H)MM Case:451(L)*77(W)*570(H)MM
18.5-inch Desktop Lifting Display	492(L)*80(W)*3(Thick)MM	476(L)*75(W)*570(Thick)MM	Panel:493(L)*81(W)*3(H)MM Case:478(L)*77(W)*570(H)MM
21.5-inch Desktop Lifting Display	560(L)*80(W)*3(Thick)MM	544(L)*75(W)*630(Thick)MM	Panel:561(L)*81(W)*3(H)MM Case:562(L)*77(W)*630(H)MM
23.8-inchDesktop Lifting Display	610(L)*80(W)*3(Thick)MM	594(L)*75(W)*630(Thick)MM	Panel:611(L)*81(W)*3(H)MM Case:596(L)*77(W)*630(H)MM
15.6 " Desktop Lifting Display with Microphone	532(L)*80(W)*3(Thick)MM	515(L)*75(W)*630(Thick)MM	Panel:533(L)*81(W)*3(H)MM Case:517(L)*77(W)*630(H)MM
17.3" Desktop Lifting Display with Microphone	570(L)*80(W)*3(Thick)MM	553(L)*75(W)*630(Thick)MM	Panel:571(L)*81(W)*3(H)MM Case:555(L)*77(W)*630(H)MM
18.5" Desktop Lifting Display with Microphone	610(L)*80(W)*3(Thick)MM	592(L)*75(W)*630(Thick)MM	Panel:611(L)*81(W)*3(H)MM Case:594(L)*77(W)*630(H)MM
21.5" Desktop Lifting Display with Microphone	680(L)*80(W)*3(Thick)MM	600(L)*75(W)*630(Thick)MM	Panel:681(L)*81(W)*3(H)MM Case:662(L)*77(W)*630(H)MM
23.8" Desktop Lifting Display with Microphone	720(L)*80(W)*3(Thick)MM	704(L)*75(W)*630(Thick)MM	Panel:721(L)*81(W)*3(H)MM Case:706(L)*77(W)*630(H)MM






Installation steps

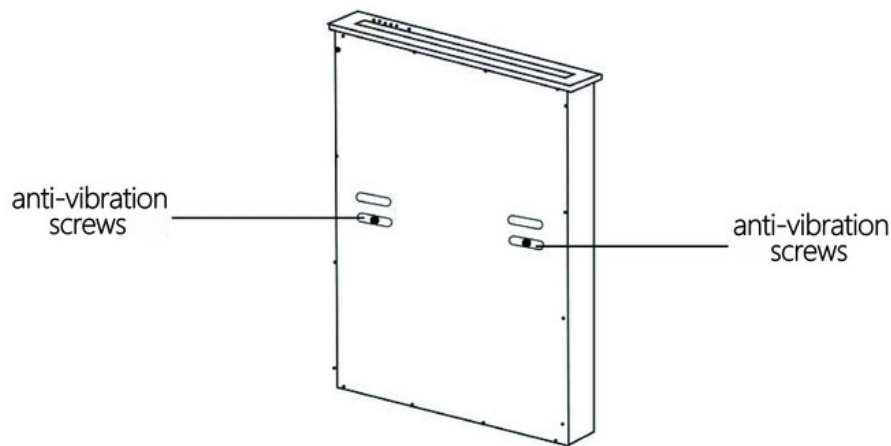
(1) Determine the installation position of the desktop first, according to the Monitor lift of the elevator chassis in the desktop to open the corresponding hole




(2) Then countersink the lifter panel accordingly to the size of the lifter panel



(3) Be sure to remove the anti-vibration screws before turning on the power.



(4) Put the lifter inside the open hole, and then connect the power to lift 1-3 times to ensure normal operation. Will be connected to the line on / off HDMI, data transmission, VGA input / output power cord) as follows



(5) installation is complete (Note: the possibility that the Desktop Lifting Display can not move: ① battery socket is not plugged in; ② through the controller is powered, you can press the panel button test)

FAQ:

If you meet the product you like, contact us as soon as possible.

Any small request, we will try to meet, you can tell me your request, like style, logo, color, size and any other requirements, then I will make a design sketch as your requirements and accurate the price for you reference.

1. How many days you need to install the equipment?

Re: The installation time depends on the type and quantity of equipment. The fastest is 1 day, and the longest is three or four days;

2. Can I transfer the money to you then you pay to other supplier?

Re: No problem, I can do it for you;

3. What is your MOQ?

Re: The minimum order quantity for regular products is 1 piece, customized products will be communicated separately.

4. How far is your factory from the airport?

Re: About 10KM

5. What is your term of payment?

Re: TT, Credit card, online pay

JUNNAN Guangzhou Junnan Audiovisual Technology Co., Ltd.



+8613502417225



junnan09@gzgoge.com



monitor-lift.com

Guangzhou Baiyun District Renhe Town Fenghe Village Fenghe West Road No. 43 second building Junnan Audio-visual