




Desktop Monitor Lift Meeting Room Luxury Conference System Lifting Monitor

Our Product Introduction

for more products please visit us on monitor-lift.com

Basic Information

- Place of Origin: China
- Brand Name: JUNNAN
- Certification: CCC, CE, ROHS, ISO
- Model Number: JN-17.3-TB
- Minimum Order Quantity: 1
- Price: US\$ 380
- Packaging Details: 740CM*140CM*715CM
- Delivery Time: 7-20
- Payment Terms: L/C, D/A, D/P, T/T, Western Union, MoneyGram
- Supply Ability: 1-19 ≥20Communicative



Product Specification

- Product Name: Verborgen Bureau Monitor Lift
- Suitable For: Conference Room
- Item: LCD Flip Up Mechanism With Pop Up Microphone
- Style: Luxury
- Material: Aluminum Alloy
- Application: Meeting Room Conference Room
- Brand: JUNNAN
- Function: Audio And Media, Presentation
- Color: Silver / Black
- Voltage: 220V
- Highlight: **desktop monitor lift, desktop motorized lifting monitor, luxury monitor lift**



More Images



Product Description

Desktop lifting monitor hidden LCD screen meeting room conference system

The LCD screen lifter with microphone is a more integrated device. All-in-one convenience: integrates display and audio functions together, reducing the complexity of the device and making it more convenient to use. Space-saving: Simultaneous realization of screen lifting and microphone storage, effective use of space. Functional integration: to meet the dual needs of video display and sound capture in meetings, speeches and other scenarios.

Our Advantages

High production efficiency, the factory adopts assembly line operation, mechanized production

We have a team of highly qualified, specialized staff with extensive industry experience and professional support to provide quality services and solutions to our clients.

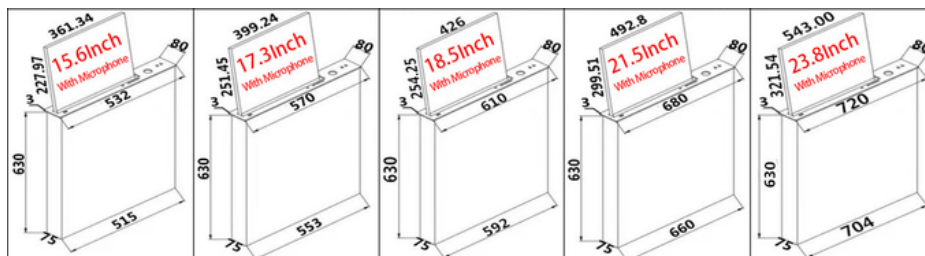
The products are not only powerful and high-quality, but also reasonably priced, which can make consumers feel the value for money.

Our equipment has CCC, CE, ROHS, ISO certification and other certifications, product safety and quality, with export qualifications.

We have advanced equipment and technical means in the field of technology, and we are able to provide customized solutions to meet the different needs of our customers.

JUNNAN Desktop Lifting Display exterior dimensions

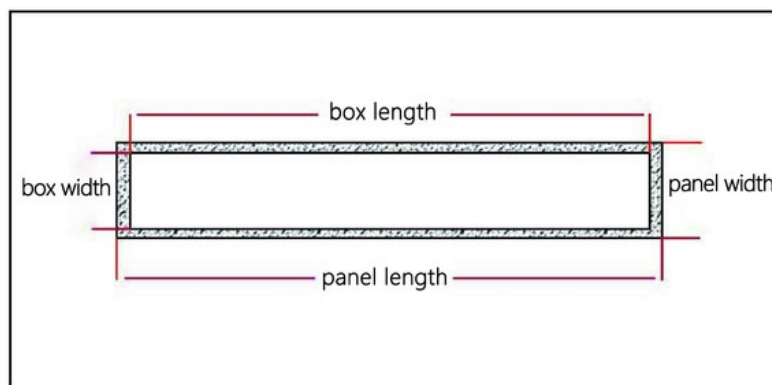
Model Numbe	Panel Size	Enclosure Size	(Note)Furniture Opening Reference Size
15.6-inch Desktop Lifting Display	426(L)*80(W)*3(Thick)MM	411(L)*75(W)*570(Thick)MM	Panel:427(L)*81(W)*3(H)MM Case:413(L)*77(W)*570(H)MM
17.3-inch Desktop Lifting Display	470(L)*80(W)*3(Thick)MM	449(L)*75(W)*570(Thick)MM	Panel:471(L)*81(W)*3(H)MM Case:451(L)*77(W)*570(H)MM
18.5-inch Desktop Lifting Display	492(L)*80(W)*3(Thick)MM	476(L)*75(W)*570(Thick)MM	Panel:493(L)*81(W)*3(H)MM Case:478(L)*77(W)*570(H)MM
21.5-inch Desktop Lifting Display	560(L)*80(W)*3(Thick)MM	544(L)*75(W)*630(Thick)MM	Panel:561(L)*81(W)*3(H)MM Case:562(L)*77(W)*630(H)MM
23.8-inchDesktop Lifting Display	610(L)*80(W)*3(Thick)MM	594(L)*75(W)*630(Thick)MM	Panel:611(L)*81(W)*3(H)MM Case:596(L)*77(W)*630(H)MM
15.6 " Desktop Lifting Display with Microphone	532(L)*80(W)*3(Thick)MM	515(L)*75(W)*630(Thick)MM	Panel:533(L)*81(W)*3(H)MM Case:517(L)*77(W)*630(H)MM
17.3" Desktop Lifting Display with Microphone	570(L)*80(W)*3(Thick)MM	553(L)*75(W)*630(Thick)MM	Panel:571(L)*81(W)*3(H)MM Case:555(L)*77(W)*630(H)MM
18.5" Desktop Lifting Display with Microphone	610(L)*80(W)*3(Thick)MM	592(L)*75(W)*630(Thick)MM	Panel:611(L)*81(W)*3(H)MM Case:594(L)*77(W)*630(H)MM
21.5" Desktop Lifting Display with Microphone	680(L)*80(W)*3(Thick)MM	600(L)*75(W)*630(Thick)MM	Panel:681(L)*81(W)*3(H)MM Case:662(L)*77(W)*630(H)MM
23.8" Desktop Lifting Display with Microphone	720(L)*80(W)*3(Thick)MM	704(L)*75(W)*630(Thick)MM	Panel:721(L)*81(W)*3(H)MM Case:706(L)*77(W)*630(H)MM






Installation steps

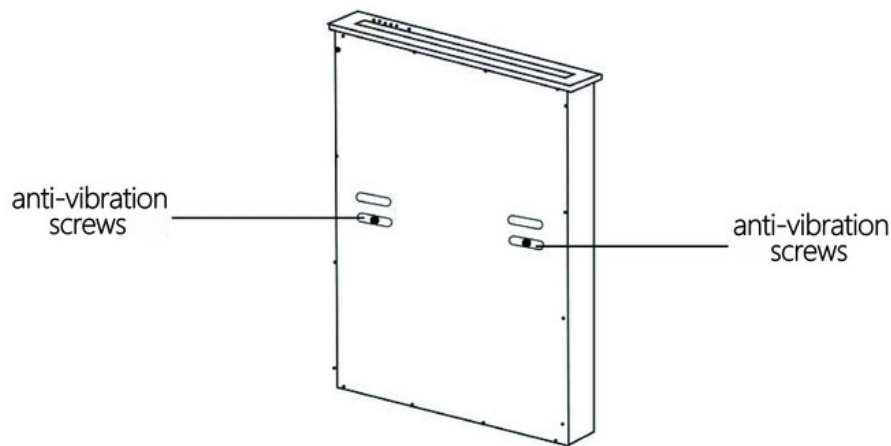
(1) Determine the installation position of the desktop first, according to the Monitor lift of the elevator chassis in the desktop to open the corresponding hole




(2) Then countersink the lifter panel accordingly to the size of the lifter panel



(3) Be sure to remove the anti-vibration screws before turning on the power.



(4) Put the lifter inside the open hole, and then connect the power to lift 1-3 times to ensure normal operation. Will be connected to the line on / off HDMI, data transmission, VGA input / output power cord) as follows



(5) installation is complete (Note: the possibility that the Desktop Lifting Display can not move: ① battery socket is not plugged in; ② through the controller is powered, you can press the panel button test)

FAQ:

If you meet the product you like, contact us as soon as possible.

Any small request, we will try to meet, you can tell me your request, like style, logo, color, size and any other requirements, then I will make a design sketch as your requirements and accurate the price for you reference.

1. How many days you need to install the equipment?

Re: The installation time depends on the type and quantity of equipment. The fastest is 1 day, and the longest is three or four days;

2. Will you attend the fair to show your products?

Re: We have participated in overseas furniture fairs, infocomm, index and other exhibitions

3. Do you provide free spare parts?

Re: If your order is a bulk order, we will provide 1-2 sets of circuit board accessories for free

4. Do you provide sample? Free or charge?

Re: We charge for samples

5. Can you design the equipment according to our size?

Re: No problem, we support OEM

JUNNAN Guangzhou Junnan Audiovisual Technology Co., Ltd.



+8613502417225



junnan09@gzgoge.com



monitor-lift.com

Guangzhou Baiyun District Renhe Town Fenghe Village Fenghe West Road No. 43 second building Junnan Audio-visual