



23.8 inch Electric Touch Screen LCD Monitor Lifter

Our Product Introduction

for more products please visit us on monitor-lift.com

Basic Information

- Place of Origin: China
- Brand Name: JUNNAN
- Certification: CE, ROHS, ISO, CCC
- Model Number: JN-23.8-TB
- Minimum Order Quantity: 1
- Price: US\$ 380
- Packaging Details: 740CM*140CM*715CM
- Delivery Time: 7-20
- Payment Terms: L/C, D/A, D/P, T/T, Western Union, MoneyGram
- Supply Ability: 1-50 ≥51 Communicative



Product Specification

- Product Name: Verborgen Bureau Monitor Lift
- Suitable For: Conference Room
- Item: LCD Flip Up Mechanism With Pop Up Microphone
- Style: Luxury
- Material: Aluminum Alloy
- Application: Meeting Room Conference Room
- Brand: JUNNAN
- Highlight: **lcd monitor lifter, electric monitor lifter, electric monitor lift motorized**



More Images



Product Description

23.8 inch Electric Touch Screen LCD Monitor Lifter

The LCD screen lifter is a modern office device designed to provide users with a convenient, flexible and efficient display experience. The core function of the LCD screen lifter is automatic lifting and lowering. When the display needs to be used, the user can easily raise the display from below the desktop to the desktop height through various ways such as control panel, remote control or central control system.

Our Advantages

we have CNC machine cutting technology and laser technology, Newest conference table LCD Screen Lifter technology to ensure that the product is ultra-high standards.

We focus on innovation, continuous product and service development and innovation, to be able to provide customers with more competitive solutions to meet the growing needs of our customers.

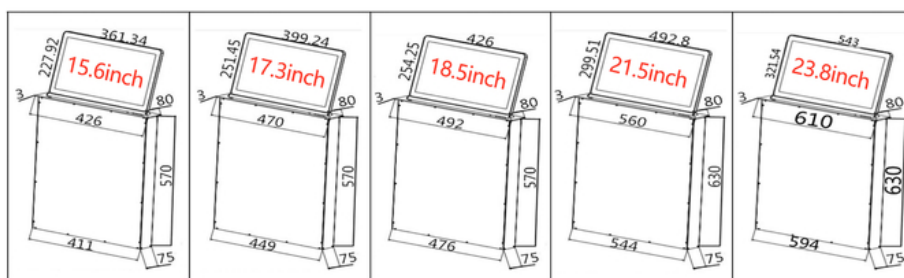
We strictly implement the quality management system to ensure the quality of products and services in line with international standards of customer demand, to provide customers with reliable products and services to ensure that

The quality, stability, and durability of the products are rigorously tested to ensure reliable product quality.

Our LCD Screen Lifter is mainly used in senior executive desks, large conference tables, all kinds of luxury hotels, office buildings, laboratories, banks, government projects, office system integration and so on.

JUNNAN LCD lifter exterior dimensions

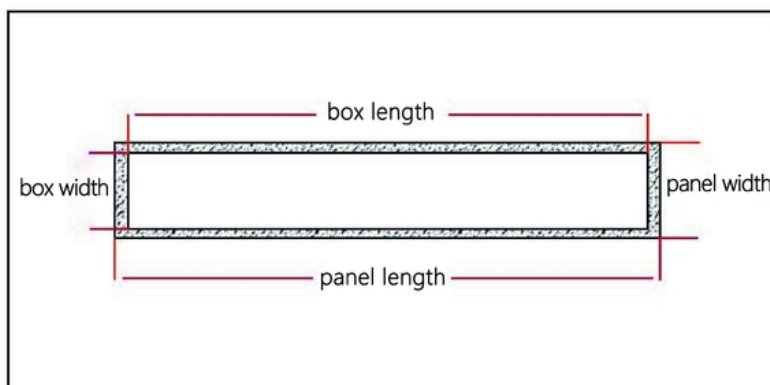
Model Numbe	Panel Size	Enclosure Size	(Note)Furniture Opening Reference Size
15.6-inch LCD screen lifter	426(L)*80(W)*3(Thick) MM	411(L)*75(W)*570(Thick) MM	Panel:427(L)*81(W)*3(H)MM Case:413(L)*77(W)*570(H)MM
17.3-inch LCD screen lifter	470(L)*80(W)*3(Thick) MM	449(L)*75(W)*570(Thick) MM	Panel:471(L)*81(W)*3(H)MM Case:451(L)*77(W)*570(H)MM
18.5-inch LCD screen lifter	492(L)*80(W)*3(Thick) MM	476(L)*75(W)*570(Thick) MM	Panel:493(L)*81(W)*3(H)MM Case:478(L)*77(W)*570(H)MM
21.5-inch LCD screen lifter	560(L)*80(W)*3(Thick) MM	544(L)*75(W)*630(Thick) MM	Panel:561(L)*81(W)*3(H)MM Case:562(L)*77(W)*630(H)MM
23.8-inch LCD screen lifter	610(L)*80(W)*3(Thick) MM	594(L)*75(W)*630(Thick) MM	Panel:611(L)*81(W)*3(H)MM Case:596(L)*77(W)*630(H)MM
15.6 " LCD Lifter with Microphone	532(L)*80(W)*3(Thick) MM	515(L)*75(W)*630(Thick) MM	Panel:533(L)*81(W)*3(H)MM Case:517(L)*77(W)*630(H)MM
17.3" LCD Lifter with Microphone	570(L)*80(W)*3(Thick) MM	553(L)*75(W)*630(Thick) MM	Panel:571(L)*81(W)*3(H)MM Case:555(L)*77(W)*630(H)MM
18.5" LCD Lifter with Microphone	610(L)*80(W)*3(Thick) MM	592(L)*75(W)*630(Thick) MM	Panel:611(L)*81(W)*3(H)MM Case:594(L)*77(W)*630(H)MM
21.5" LCD Lifter with Microphone	680(L)*80(W)*3(Thick) MM	600(L)*75(W)*630(Thick) MM	Panel:681(L)*81(W)*3(H)MM Case:662(L)*77(W)*630(H)MM
23.8" LCD Lifter with Microphone	720(L)*80(W)*3(Thick) MM	704(L)*75(W)*630(Thick) MM	Panel:721(L)*81(W)*3(H)MM Case:706(L)*77(W)*630(H)MM
27-inch LCD screen lifter	687(L)*80(W)*3(Thick) MM	671(L)*75(W)*680(Thick) MM	Panel:688(L)*81(W)*3(H)MM Case:673(L)*77(W)*680(H)MM






Installation steps

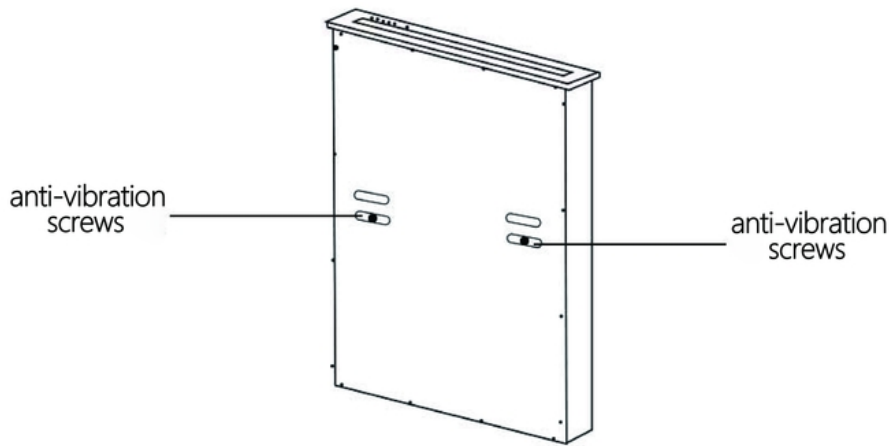
(1) Determine the installation position of the desktop first, according to the Monitor lift of the elevator chassis in the desktop to open the corresponding hole




(2) Then countersink the lifter panel accordingly to the size of the lifter panel



(3) Be sure to remove the anti-vibration screws before turning on the power.



(4) Put the lifter inside the open hole, and then connect the power to lift 1-3 times to ensure normal operation. Will be connected to the line on / off HDMI, data transmission, VGA input / output power cord) as follows



(5) installation is complete (Note: the possibility that the Monitor lift can not move: ① battery socket is not plugged in; ② through the controller is powered, you can press the panel button test)

FAQ:

If you meet the product you like, contact us as soon as possible.

Any small request, we will try to meet, you can tell me your request, like style, logo, color, size and any other requirements, then I will make a design sketch as your requirements and accurate the price for you reference.

1. How many days you need to install the equipment?

Re: The installation time depends on the type and quantity of equipment. The fastest is 1 day, and the longest is three or four days;

2. How far is your factory from the airport?

Re: About 10KM

3. Do you provide free spare parts ?

Re: If your order is a bulk order, we will provide 1-2 sets of circuit board accessories for free

4. How do you pack the equipment?

Re: We have strict packaging for equipment with screens. We first fix the equipment with thick foam, then pack it in cartons, and then use wooden frames or wooden pallets for safe transportation.

5. Do you have any real project pictures of the equipment?

Re: Our pictures are all real cases and objects

JUNNAN Guangzhou Junnan Audiovisual Technology Co., Ltd.

+8613502417225

junnan09@gzgoge.com

monitor-lift.com

Guangzhou Baiyun District Renhe Town Fenghe Village Fenghe West Road No. 43 second building Junnan Audio-visual