




21.5 Inch Monitor Lift Ultra Thin Display Paperless Conference System Electric Lift

Our Product Introduction

for more products please visit us on monitor-lift.com

Basic Information

- Place of Origin: China
- Brand Name: JUNNAN
- Certification: CE, ROHS, ISO, CCC
- Model Number: JN-21.5-TB
- Minimum Order Quantity: 1
- Price: US\$ 380
- Packaging Details: 740CM*140CM*715CM
- Delivery Time: 7-20
- Payment Terms: L/C, D/A, D/P, T/T, Western Union, MoneyGram
- Supply Ability: 1-50 ≥51 Communicative



Product Specification

- Product Name: Verborgen Bureau Monitor Lift
- Suitable For: Conference Room
- Item: LCD Flip Up Mechanism With Pop Up Microphone
- Style: Luxury
- Material: Aluminum Alloy
- Application: Meeting Room Conference Room
- Brand: JUNNAN
- Function: Audio And Media, Presentation, Audio And Video, Lift Monitor
- Color: Silver/black
- Highlight: display paperless conference system, paperless conference system electric, 21.5 inch monitor lift



More Images



Product Description

21.5 inch Desktop lift ultra-thin display paperless conference system electric lift

LCD lifter, also known as monitor lifter or LCD auto lifter, is a special mechanical structure. Its main function is to take the computer LCD monitor inside the table when it is not in use, and when the display needs to be used, the lifter hidden inside the conference table will raise the display from under the table to the tabletop. In addition, when the display is not in use, the elevator will automatically descend so that the display is hidden inside the conference table.

Our Advantages

High production efficiency, the factory adopts assembly line operation, mechanized production

The company has advanced production lines, the factory covers an area of 5,000 square meters, building area of 3,000 square meters

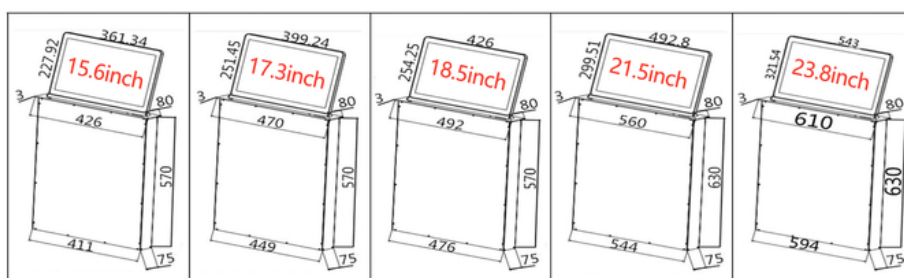
The products are not only powerful and high-quality, but also reasonably priced, which can make consumers feel the value for money.

Our equipment has CCC, CE, ROHS, ISO certification and other certifications, product safety and quality, with export qualifications.

Our LCD Screen Lifter is mainly used in senior executive desks, large conference tables, all kinds of luxury hotels, office buildings, laboratories, banks, government projects, office system integration and so on.

JUNNAN LCD lifter exterior dimensions

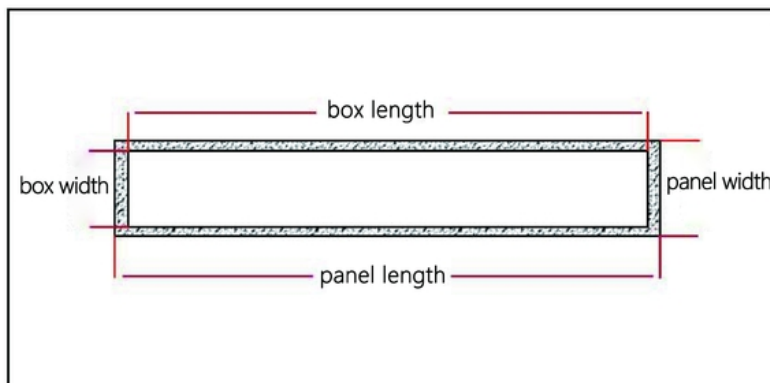
Model Numbe	Panel Size	Enclosure Size	(Note)Furniture Opening Reference Size
15.6-inch LCD screen lifter	426(L)*80(W)*3(Thick) MM	411(L)*75(W)*570(Thic k)MM	Panel:427(L)*81(W)*3(H)MM Case:413(L)*77(W)*570(H)MM
17.3-inch LCD screen lifter	470(L)*80(W)*3(Thick) MM	449(L)*75(W)*570(Thic k)MM	Panel:471(L)*81(W)*3(H)MM Case:451(L)*77(W)*570(H)MM
18.5-inch LCD screen lifter	492(L)*80(W)*3(Thick) MM	476(L)*75(W)*570(Thic k)MM	Panel:493(L)*81(W)*3(H)MM Case:478(L)*77(W)*570(H)MM
21.5-inch LCD screen lifter	560(L)*80(W)*3(Thick) MM	544(L)*75(W)*630(Thic k)MM	Panel:561(L)*81(W)*3(H)MM Case:562(L)*77(W)*630(H)MM
23.8-inch LCD screen lifter	610(L)*80(W)*3(Thick) MM	594(L)*75(W)*630(Thic k)MM	Panel:611(L)*81(W)*3(H)MM Case:596(L)*77(W)*630(H)MM
15.6" LCD Lifter with Microphone	532(L)*80(W)*3(Thick) MM	515(L)*75(W)*630(Thic k)MM	Panel:533(L)*81(W)*3(H)MM Case:517(L)*77(W)*630(H)MM
17.3" LCD Lifter with Microphone	570(L)*80(W)*3(Thick) MM	553(L)*75(W)*630(Thic k)MM	Panel:571(L)*81(W)*3(H)MM Case:555(L)*77(W)*630(H)MM
18.5" LCD Lifter with Microphone	610(L)*80(W)*3(Thick) MM	592(L)*75(W)*630(Thic k)MM	Panel:611(L)*81(W)*3(H)MM Case:594(L)*77(W)*630(H)MM
21.5" LCD Lifter with Microphone	680(L)*80(W)*3(Thick) MM	600(L)*75(W)*630(Thic k)MM	Panel:681(L)*81(W)*3(H)MM Case:662(L)*77(W)*630(H)MM
23.8" LCD Lifter with Microphone	720(L)*80(W)*3(Thick) MM	704(L)*75(W)*630(Thic k)MM	Panel:721(L)*81(W)*3(H)MM Case:706(L)*77(W)*630(H)MM
27-inch LCD screen lifter	687(L)*80(W)*3(Thick) MM	671(L)*75(W)*680(Thic k)MM	Panel:688(L)*81(W)*3(H)MM Case:673(L)*77(W)*680(H)MM






Installation steps

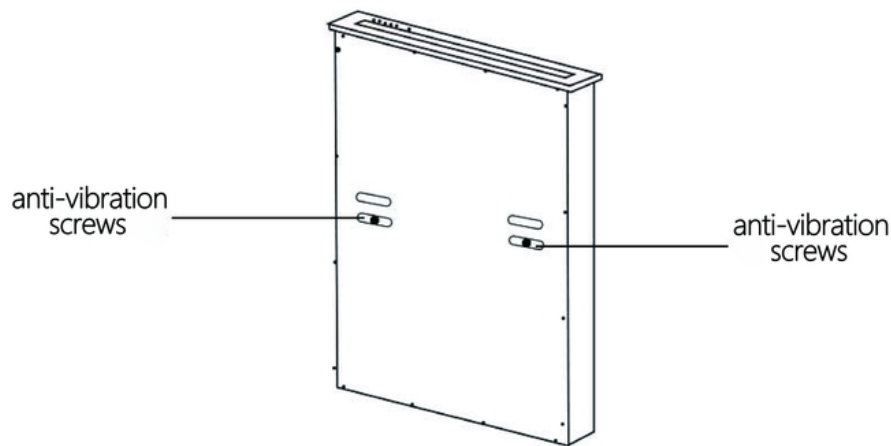
(1) Determine the installation position of the desktop first, according to the Monitor lift of the elevator chassis in the desktop to open the corresponding hole




(2) Then countersink the lifter panel accordingly to the size of the lifter panel



(3) Be sure to remove the anti-vibration screws before turning on the power.



(4) Put the lifter inside the open hole, and then connect the power to lift 1-3 times to ensure normal operation. Will be connected to the line on / off HDMI, data transmission, VGA input / output power cord) as follows



(5) installation is complete (Note: the possibility that the Monitor lift can not move: ① battery socket is not plugged in; ② through the controller is powered, you can press the panel button test)

FAQ:

If you meet the product you like, contact us as soon as possible.

Any small request, we will try to meet, you can tell me your request, like style, logo, color, size and any other requirements, then I will make a design sketch as your requirements and accurate the price for you reference.

1. How many days you need to install the equipment?

Re: The installation time depends on the type and quantity of equipment. The fastest is 1 day, and the longest is three or four days;

2. Can you send your staff to install the equipment for us?

Re: We can send technicians to install it, but you need to pay the travel and labor costs.

3. What is your MOQ?

Re: The minimum order quantity for regular products is 1 piece, customized products will be communicated separately.

4. Do you provide sample? Free or charge?

Re: We charge for samples

5. How far is your factory from the airport?

Re: About 10KM

JUNNAN Guangzhou Junnan Audiovisual Technology Co., Ltd.



+8613502417225



junnan09@gzgoge.com



monitor-lift.com

Guangzhou Baiyun District Renhe Town Fenghe Village Fenghe West Road No. 43 second building Junnan Audio-visual