



15.6 Inch Monitor Lift Hidden Conference Desktop LCD Motorized Lifting Monitor

Our Product Introduction

for more products please visit us on monitor-lift.com

Basic Information

- Place of Origin: China
- Brand Name: JUNNAN
- Certification: CE, ROHS, ISO, CCC
- Model Number: JN-15.6-TB
- Minimum Order Quantity: 1
- Price: US\$ 380
- Packaging Details: 740CM*140CM*715CM
- Delivery Time: 7-20
- Payment Terms: L/C, D/A, D/P, T/T, Western Union, MoneyGram
- Supply Ability: 1-50 ≥51 Communicative



Product Specification

- Product Name: Verborgen Bureau Monitor Lift
- Suitable For: Conference Room
- Item: LCD Flip Up Mechanism With Pop Up Microphone
- Style: Luxury
- Material: Aluminum Alloy
- Application: Meeting Room Conference Room
- Brand: JUNNAN
- Functional Characteristics: Fast And Smooth Lifting And Low Noise
- Highlight: **monitor lift hidden, lcd motorized lifting monitor , 15.6 inch monitor lift**



More Images



Product Description

15.6 inch Hidden Conference Desktop LCD Motorized Lifting Monitor

LCD screen lifter, also known as monitor lifter or LCD auto lifter, is a special kind of mechanical structure. This device is usually used in applications where the orientation of the monitor needs to be adjusted vertically, such as PC computers, printers and TV sets, etc.

Our Advantages

we have CNC machine cutting technology and laser technology, Newest conference table LCD Screen Lifter technology to ensure that the product is ultra-high standards.

All of our LCD Screen Lifter belong to Made in China, available for wholesale purchase, can be privately customized for customers, and have enough LCD Screen Lifter in Stock support fast delivery to customers.

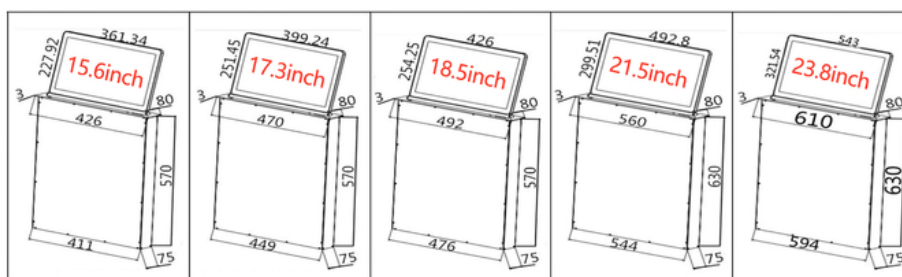
And our junnan equipment has a variety of certificates certification such as CCC, CE certificate, ROHS, ISO certification, the product is safe and high quality, with export qualification, is a direct factory with favorable price, has its own factory and has been operating for many years.

We have one-stop office furniture and equipment solutions for R&D, distribution, sales and related services, as well as Quality LCD Screen Lifter production lines, advanced LCD Screen Lifter CNC equipment, a strong design team and excellent after-sales service team.

Our LCD Screen Lifter has been exported to more than 100 countries and cities and has won a good reputation all over the world.

JUNNAN LCD lifter exterior dimensions

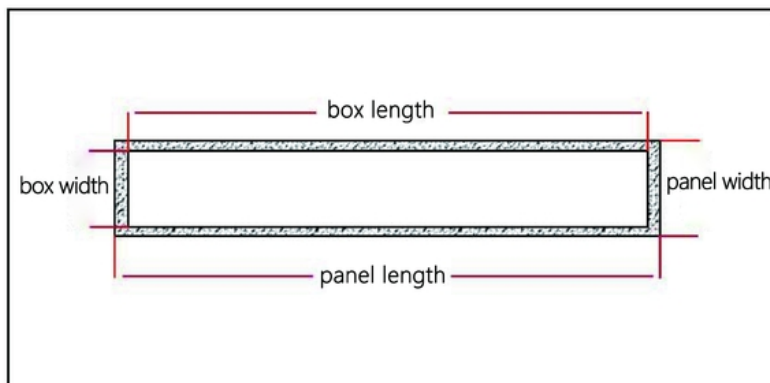
Model Numbe	Panel Size	Enclosure Size	(Note)Furniture Opening Reference Size
15.6-inch LCD screen lifter	426(L)*80(W)*3(Thick)M M	411(L)*75(W)*570(Thick)M M	Panel:427(L)*81(W)*3(H)MM Case:413(L)*77(W)*570(H)MM
17.3-inch LCD screen lifter	470(L)*80(W)*3(Thick)M M	449(L)*75(W)*570(Thick)M M	Panel:471(L)*81(W)*3(H)MM Case:451(L)*77(W)*570(H)MM
18.5-inch LCD screen lifter	492(L)*80(W)*3(Thick)M M	476(L)*75(W)*570(Thick)M M	Panel:493(L)*81(W)*3(H)MM Case:478(L)*77(W)*570(H)MM
21.5-inch LCD screen lifter	560(L)*80(W)*3(Thick)M M	544(L)*75(W)*630(Thick)M M	Panel:561(L)*81(W)*3(H)MM Case:562(L)*77(W)*630(H)MM
23.8-inch LCD screen lifter	610(L)*80(W)*3(Thick)M M	594(L)*75(W)*630(Thick)M M	Panel:611(L)*81(W)*3(H)MM Case:596(L)*77(W)*630(H)MM
15.6 " LCD Lifter with Microphone	532(L)*80(W)*3(Thick)M M	515(L)*75(W)*630(Thick)M M	Panel:533(L)*81(W)*3(H)MM Case:517(L)*77(W)*630(H)MM
17.3" LCD Lifter with Microphone	570(L)*80(W)*3(Thick)M M	553(L)*75(W)*630(Thick)M M	Panel:571(L)*81(W)*3(H)MM Case:555(L)*77(W)*630(H)MM
18.5" LCD Lifter with Microphone	610(L)*80(W)*3(Thick)M M	592(L)*75(W)*630(Thick)M M	Panel:611(L)*81(W)*3(H)MM Case:594(L)*77(W)*630(H)MM
21.5" LCD Lifter with Microphone	680(L)*80(W)*3(Thick)M M	600(L)*75(W)*630(Thick)M M	Panel:681(L)*81(W)*3(H)MM Case:662(L)*77(W)*630(H)MM
23.8" LCD Lifter with Microphone	720(L)*80(W)*3(Thick)M M	704(L)*75(W)*630(Thick)M M	Panel:721(L)*81(W)*3(H)MM Case:706(L)*77(W)*630(H)MM
27-inch LCD screen lifter	687(L)*80(W)*3(Thick)M M	671(L)*75(W)*680(Thick)M M	Panel:688(L)*81(W)*3(H)MM Case:673(L)*77(W)*680(H)MM






Installation steps

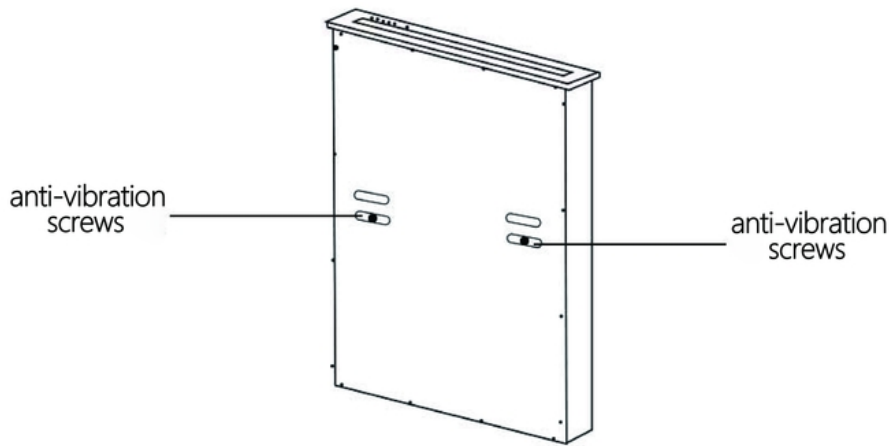
(1) Determine the installation position of the desktop first, according to the Monitor lift of the elevator chassis in the desktop to open the corresponding hole




(2) Then countersink the lifter panel accordingly to the size of the lifter panel



(3) Be sure to remove the anti-vibration screws before turning on the power.



(4) Put the lifter inside the open hole, and then connect the power to lift 1-3 times to ensure normal operation. Will be connected to the line on / off HDMI, data transmission, VGA input / output power cord) as follows



(5) installation is complete (Note: the possibility that the Monitor lift can not move: ① battery socket is not plugged in; ② through the controller is powered, you can press the panel button test)

FAQ:

If you meet the product you like, contact us as soon as possible.

Any small request, we will try to meet, you can tell me your request, like style, logo, color, size and any other requirements, then I will make a design sketch as your requirements and accurate the price for you reference.

1. How many days you need to install the equipment?

Re: The installation time depends on the type and quantity of equipment. The fastest is 1 day, and the longest is three or four days;

2. Can I transfer the money to you then you pay to other supplier?

Re: No problem, I can do it for you;

3. When will you leave your factory and to have your spring festival holidays?

Re: Our Spring Festival holiday is usually 15-20 days during January and February;

4. Can you send your staff to install the equipment for us?

Re: We can send technicians to install it, but you need to pay the travel and labor costs;

5. Can I only buy some spare parts from you?

Re: sure;

JUNNAN Guangzhou Junnan Audiovisual Technology Co., Ltd.



+8613502417225



junnan09@gzgoge.com



monitor-lift.com

Guangzhou Baiyun District Renhe Town Fenghe Village Fenghe West Road No. 43 second building Junnan Audio-visual